



Grant Management Seminar



Rotary District 6200
2024-2025
Module # 3 ~ District Grants



1

Seminar Procedure

- Watch a Module video.
- Take the Module review quiz – you will need to use Survey Monkey to take the quiz. (Link to Survey Monkey found on District 6200 Website ~ www.rotary6200.org)
- After you have successfully completed all three Modules, email Frank Bradshaw, rotary6200@lusfiber.net with your name, club, and 2023-2024 club leadership position.



2

District Grants



3

Club Qualifications

- Agree to implement the Club Memorandum of Understanding (MOU) and other necessary documents.
- At least two (2) Club members (preferably one should be the 2024-2025 Club President) participate in the Grants Management Seminar.
- Encouraged to enter Club's Rotary Foundation giving goals in Rotary Club Central.



4

Club Qualifications (con't)

- Appoint a Club Foundation Committee Chair and advise RI and District Office of name and contact information.
- Current as to Rotary International and District 6200 dues.
- Previous District Grant Projects have been successfully closed out.



5

District Grants

- Small, short-term projects
- Funded by a Block Grant from TRF
- Sustainable, measurable outcomes
- Local or international activities
- Aligns with the mission of The Rotary Foundation



6

District 6200 Grant Projects

- Maximum grant amount varies between clubs
- Encourage that projects be sustainable
- Do not need separate checking account
- Youth Services projects allowed
- Construction projects allowed
- Up to 4 Clubs may partner together on a project



7

District 6200 Grant Projects - Restrictions

- Not available if previous year's District Grant is still open
- Proposed District Grant project cannot be a contribution to another organization's fundraising event
- Scholarships must be paid directly to the school, not paid to the student
- No Cash Cards
- Cannot fund an on-going project – must be a new initiative



8

District 6200 Grant Amounts

- The grant amount range is \$500 ~ \$2,000
- Percentage (%) of total project budget that is being funded by Club and/or another partner.
 - A 15% - 25% minimum match from Club and/or partner required



9

District 6200 Grant Application Process



- A Club submits an application no later than May 10, 2024
- A Club must use the DACdb Grant Module and use the online Grant Application Form
 - Recommend watching the tutorial video on Club Grant Application
 - Register the approval signatures to be used with the grant
- District Rotary Foundation Committee will contact Club about any questions with the submitted application




10

District 6200 Grant ~ Dates to Remember



- March 1, 2024 ~ 2023-24 District Grant Final Reports from Clubs due
- May 10, 2024 ~ 2024-25 District Grant Applications due
- July 1, 2024 ~ District 6200 Block Grant application submitted to The Rotary Foundation for approval
- March 3, 2025 ~ 2024-25 District Grants must be closed out and Final Reports from Clubs due

11

Take Action



- Make sure your Club has closed out its current District Grant with all support documentation as required
- Club becomes Grant Certified – 2 members complete GMS
- Go to DACdb – Grants Module
 - Watch Grant Tutorial Video # 1 on how to use the Grants Module
- Complete the 2024-25 District Grant Online Application by May 10, 2024

12

Resources


- www.rotary.org/myrotary/grants
- www.rotary6200.org
- www.dacdb.com/SecLogin3.cfm
- Training materials such as the *Grant Management Manual* available from Rotary International Learning Center

13

Module # 3 - Complete

- Take the Module # 3 review quiz – you will need use the Survey Monkey link to take the quiz.
- After you have successfully completed all three Modules, email Frank Bradshaw, rotary6200@lusfiber.net with your name, club, and 2023-2024 club leadership position.



14
